

# QIPCO British Champions Day

## Race 3: Qipco British Champions Fillies & Mares Stakes (Group 1) - 1M 3F 211Y

16 October 2021 - 14:35



Track Rating: Good to soft, Weather: Fine, Rail Position: True

Distance To Go		11fur	10fur	9fur	8fur	7fur	6fur	5fur	Last 3fur				
Field Times		0:14.43 (0:14.43)	0:26.66 (0:12.23)	0:38.82 (0:12.15)	0:51.51 (0:12.69)	1:04.91 (0:13.40)	1:17.82 (0:12.91)	1:31.17 (0:13.35)	0:36.84				
Rank	TAB Horse	Barrier	Top Speed [mi/h]	Fastest Section									Distance Travelled [m]
1	3 <b>ESHAADA</b> Jim Crowley	8	38.4	0:11.90	0:15.06 [3] (0:15.06)	0:27.13 [3] (0:12.07)	0:39.33 [3] (0:12.20)	0:52.01 [3] (0:12.68)	1:05.38 [3] (0:13.37)	1:18.42 [3] (0:13.04)	1:31.88 [3] (0:13.46)	0:36.19	2420.1
2	1 <b>ALBAFLORA</b> Rossa Ryan	6	38.8	0:12.00	0:15.35 [4] (0:15.35)	0:27.35 [4] (0:12.00)	0:39.58 [4] (0:12.23)	0:52.24 [4] (0:12.66)	1:05.64 [4] (0:13.40)	1:18.66 [4] (0:13.02)	1:32.14 [4] (0:13.48)	0:36.36	2422.3
3	8 <b>SNOWFALL</b> R L Moore	3	39.3	0:11.74	0:15.73 [6] (0:15.73)	0:27.47 [5] (0:11.74)	0:39.68 [5] (0:12.21)	0:52.44 [5] (0:12.76)	1:05.85 [6] (0:13.41)	1:18.82 [6] (0:12.97)	1:32.32 [6] (0:13.50)	0:36.50	2422.9
4	6 <b>LA JOCONDE</b> Hollie Doyle	4	38.3	0:12.11	0:14.63 [2] (0:14.63)	0:26.76 [2] (0:12.13)	0:38.87 [2] (0:12.11)	0:51.51 [2] (0:12.64)	1:04.91 [1] (0:13.40)	1:17.82 [1] (0:12.91)	1:31.17 [1] (0:13.35)	0:38.58	2418.8
5	4 <b>INVITE</b> J F Egan	2	39.6	0:12.00	0:15.95 [8] (0:15.95)	0:27.95 [8] (0:12.00)	0:40.26 [8] (0:12.31)	0:52.95 [8] (0:12.69)	1:06.28 [8] (0:13.33)	1:19.14 [8] (0:12.86)	1:32.59 [8] (0:13.45)	0:37.30	2428.8
6	2 <b>TRIBAL CRAFT</b> Oisin Murphy	7	39.5	0:12.03	0:15.77 [7] (0:15.77)	0:27.80 [7] (0:12.03)	0:40.00 [7] (0:12.20)	0:52.69 [7] (0:12.69)	1:06.13 [7] (0:13.44)	1:19.10 [7] (0:12.97)	1:32.54 [7] (0:13.44)	0:38.19	2409.9
7	5 <b>LADY HAYES</b> Andrea Atzeni	1	38.7	0:12.01	0:15.56 [5] (0:15.56)	0:27.57 [6] (0:12.01)	0:39.82 [6] (0:12.25)	0:52.45 [6] (0:12.63)	1:05.84 [5] (0:13.39)	1:18.79 [5] (0:12.95)	1:32.21 [5] (0:13.42)	0:39.02	2418.2
8	7 <b>MYSTERY ANGEL</b> B A Curtis	5	38.7	0:12.16	0:14.43 [1] (0:14.43)	0:26.66 [1] (0:12.23)	0:38.82 [1] (0:12.16)	0:51.51 [1] (0:12.69)	1:04.93 [2] (0:13.42)	1:18.08 [2] (0:13.15)	1:31.59 [2] (0:13.51)	0:40.22	2417.4

[ ] Ranking at each section and finish  
 -:-:- No data available at this section  
 NA No data available

TAB Saddle cloth number  
 DNF Did not finish  
 DNT Did not track

data processed by



# QIPCO British Champions Day

## Race 3: Qipco British Champions Fillies & Mares Stakes (Group 1) - 1M 3F 211Y

16 October 2021 - 14:35



Track Rating: Good to soft, Weather: Fine, Rail Position: True

Distance To Go				4fur	3fur	2fur	1fur	Finish	Last 3fur			
Field Times				1:44.25 (1:44.25)	1:57.36 (0:13.11)	2:10.14 (0:12.77)	2:22.07 (0:11.92)	2:34.21 (0:12.14)	0:36.84			
Rank	TAB Horse	Barrier	Top Speed [mi/h]	Fastest Section					Official Finish Time	Distance Travelled [m]		
1	3 <b>ESHAADA</b> Jim Crowley	8	38.4	0:11.90	1:44.95 [3] (0:13.07)	1:58.02 [3] (0:13.07)	2:10.17 [2] (0:12.15)	2:22.07 [1] (0:11.90)	2:34.21 [1] (0:12.14)	2:34.05	0:36.19	2420.1
2	1 <b>ALBAFLORA</b> Rossa Ryan	6	38.8	0:12.00	1:45.17 [4] (0:13.03)	1:58.15 [4] (0:12.98)	2:10.32 [3] (0:12.17)	2:22.35 [2] (0:12.03)	2:34.51 [2] (0:12.16)	2:34.07	0:36.36	2422.3
3	8 <b>SNOWFALL</b> R L Moore	3	39.3	0:11.74	1:45.36 [6] (0:13.04)	1:58.45 [7] (0:13.09)	2:10.44 [4] (0:11.99)	2:22.39 [3] (0:11.95)	2:34.95 [3] (0:12.56)	2:34.73	0:36.50	2422.9
4	6 <b>LA JOCONDE</b> Hollie Doyle	4	38.3	0:12.11	1:44.25 [1] (0:13.08)	1:57.36 [1] (0:13.11)	2:10.14 [1] (0:12.78)	2:22.85 [4] (0:12.71)	2:35.94 [4] (0:13.09)	2:35.75	0:38.58	2418.8
5	4 <b>INVITE</b> J F Egan	2	39.6	0:12.00	1:45.60 [8] (0:13.01)	1:58.92 [8] (0:13.32)	2:11.16 [8] (0:12.24)	2:23.66 [7] (0:12.50)	2:36.22 [5] (0:12.56)	2:36.00	0:37.30	2428.8
6	2 <b>TRIBAL CRAFT</b> Oisin Murphy	7	39.5	0:12.03	1:45.54 [7] (0:13.00)	1:58.36 [6] (0:12.82)	2:10.75 [7] (0:12.39)	2:23.29 [5] (0:12.54)	2:36.55 [6] (0:13.26)	2:36.43	0:38.19	2409.9
7	5 <b>LADY HAYES</b> Andrea Atzeni	1	38.7	0:12.01	1:45.24 [5] (0:13.03)	1:58.34 [5] (0:13.10)	2:10.61 [6] (0:12.27)	2:23.39 [6] (0:12.78)	2:37.36 [7] (0:13.97)	2:37.24	0:39.02	2418.2
8	7 <b>MYSTERY ANGEL</b> B A Curtis	5	38.7	0:12.16	1:44.72 [2] (0:13.13)	1:57.73 [2] (0:13.01)	2:10.45 [5] (0:12.72)	2:23.87 [8] (0:13.42)	2:37.95 [8] (0:14.08)	2:37.86	0:40.22	2417.4

[ ] Ranking at each section and finish  
 -:---: No data available at this section  
 NA No data available

TAB Saddle cloth number  
 DNF Did not finish  
 DNT Did not track

data processed by





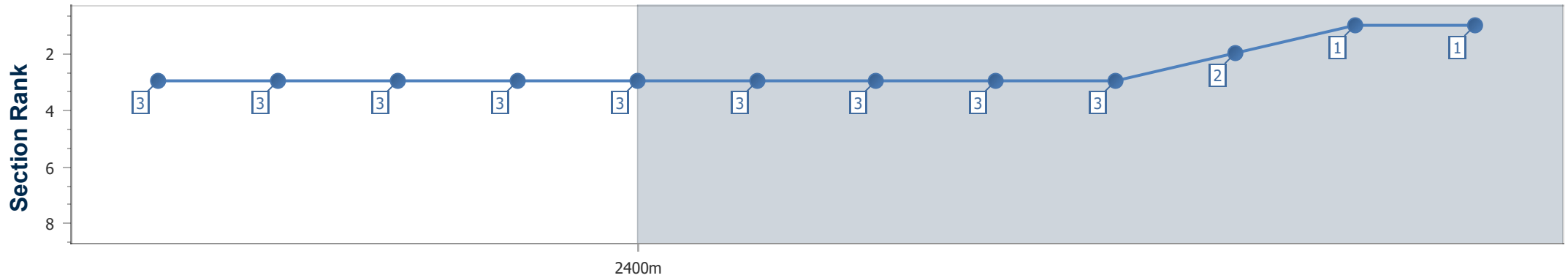
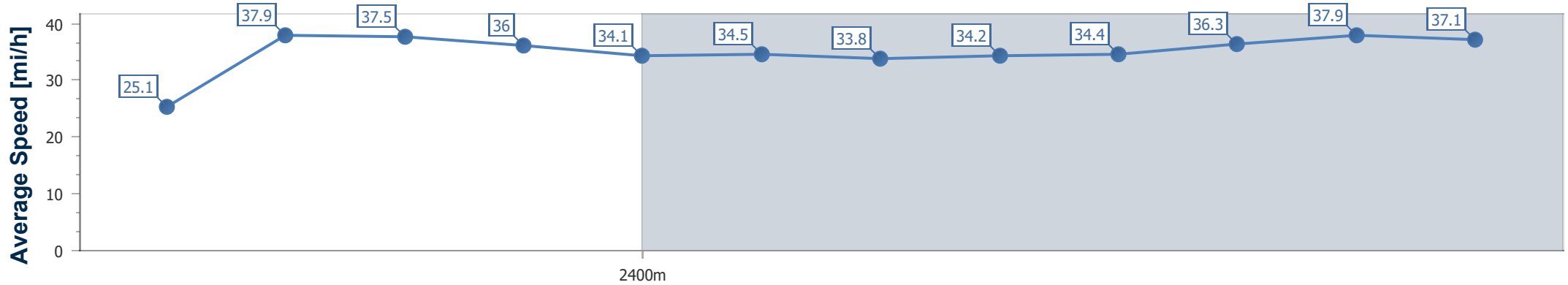
Horse Name	Eshaada
Finish Rank	1
Fastest Section Time (Section)	0:11.90 (1fur)
Top Speed [mi/h] (Section)	38.4 (10fur)
Race State	Finished

**QIPCO British Champions Day**  
**Race 3: Qipco British Champions Fillies & Mares Stakes**  
 (Group 1) - 1M 3F 211Y  
 16 October 2021 - 14:35



Track Rating: Firm, Weather: Fine, Rail Position: True

Distance To Go	11fur	10fur	9fur	8fur	7fur	6fur	5fur	4fur	3fur	2fur	1fur	Finish
Section Times	0:15.06 [3] (0:15.06)	0:27.13 [3] (0:12.07)	0:39.33 [3] (0:12.20)	0:52.01 [3] (0:12.68)	1:05.38 [3] (0:13.37)	1:18.42 [3] (0:13.04)	1:31.88 [3] (0:13.46)	1:44.95 [3] (0:13.07)	1:58.02 [3] (0:13.07)	2:10.17 [2] (0:12.15)	2:22.07 [1] (0:11.90)	2:34.21 [1] (0:12.14)
Average Speed [mi/h]	25.1	37.9	37.5	36.0	34.1	34.5	33.8	34.2	34.4	36.3	37.9	37.1
Top Speed [mi/h]	36.3	38.4	38.2	36.6	34.8	35.3	35.3	35.2	35.0	37.4	38.4	37.5



- [ ] Ranking at each section and finish
- .-.-.- No data available at this section
- NA No data available

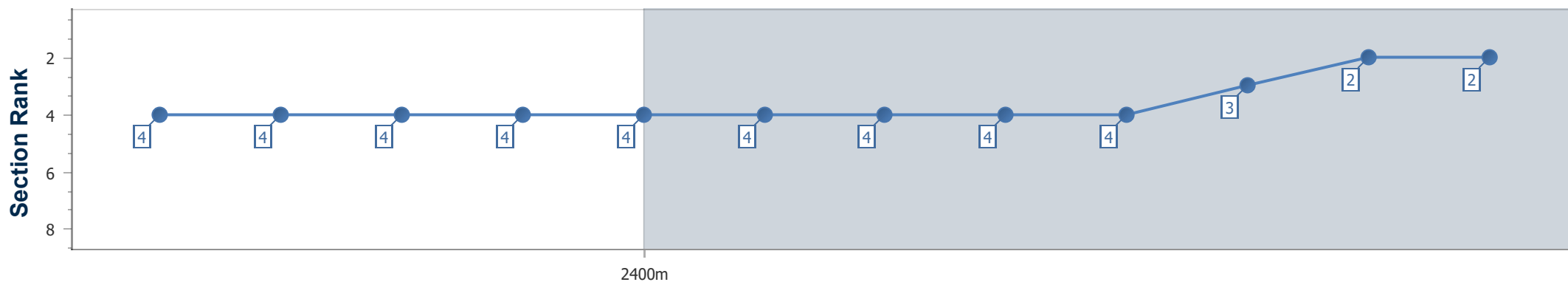
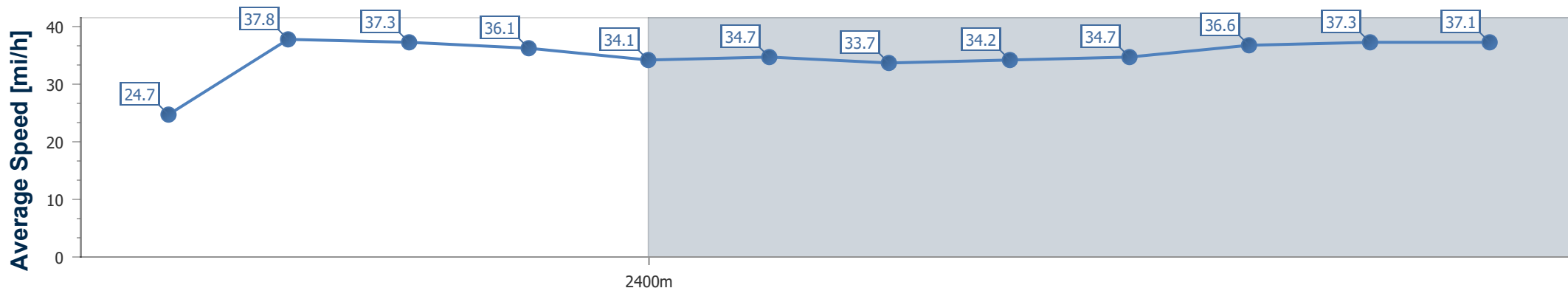


Horse Name	Albaflora
Finish Rank	2
Fastest Section Time (Section)	0:12.00 (10fur)
Top Speed [mi/h] (Section)	38.8 (10fur)
Race State	Finished

**QIPCO British Champions Day**  
**Race 3: Qipco British Champions Fillies & Mares Stakes**  
 (Group 1) - 1M 3F 211Y  
 16 October 2021 - 14:35  
 Track Rating: Firm, Weather: Fine, Rail Position: True



Distance To Go	11fur	10fur	9fur	8fur	7fur	6fur	5fur	4fur	3fur	2fur	1fur	Finish
Section Times	0:15.35 [4] (0:15.35)	0:27.35 [4] (0:12.00)	0:39.58 [4] (0:12.23)	0:52.24 [4] (0:12.66)	1:05.64 [4] (0:13.40)	1:18.66 [4] (0:13.02)	1:32.14 [4] (0:13.48)	1:45.17 [4] (0:13.03)	1:58.15 [4] (0:12.98)	2:10.32 [3] (0:12.17)	2:22.35 [2] (0:12.03)	2:34.51 [2] (0:12.16)
Average Speed [mi/h]	24.7	37.8	37.3	36.1	34.1	34.7	33.7	34.2	34.7	36.6	37.3	37.1
Top Speed [mi/h]	36.3	38.8	38.3	36.8	34.5	35.1	35.1	35.2	35.2	37.4	37.7	37.7



- [ ] Ranking at each section and finish
- .-.- No data available at this section
- NA No data available

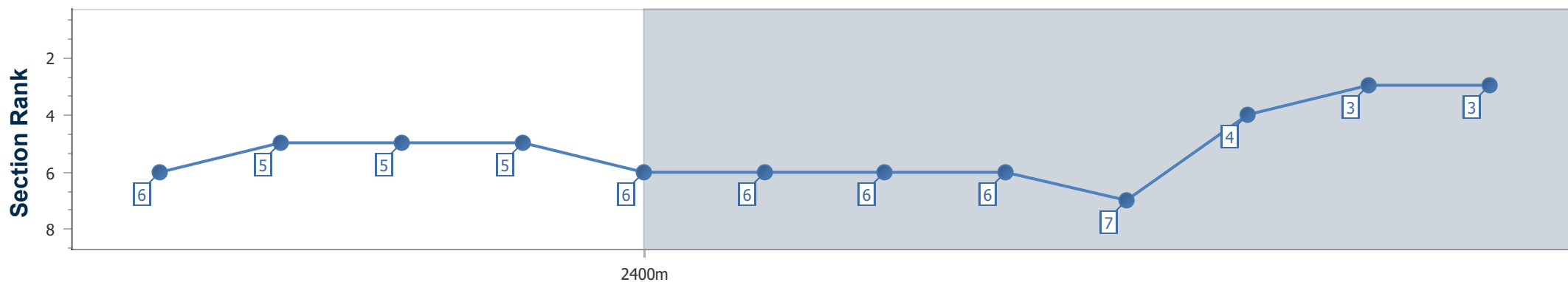
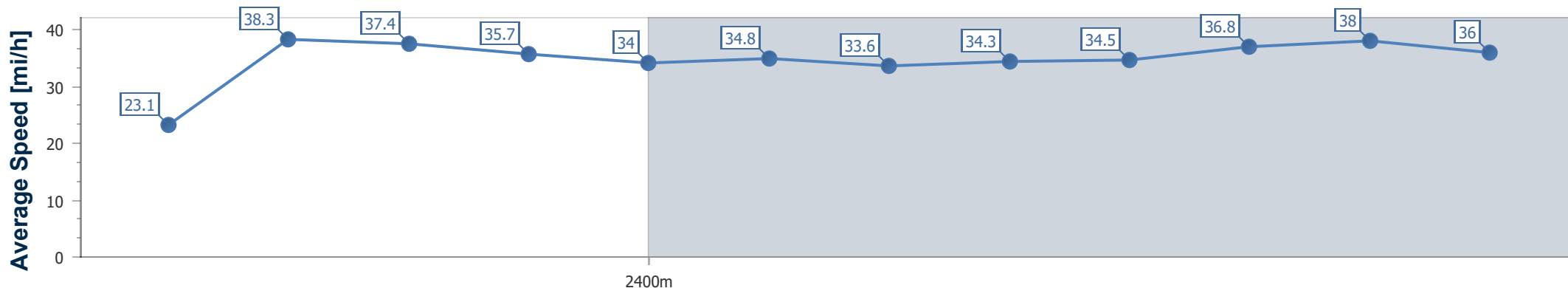


Horse Name	Snowfall
Finish Rank	3
Fastest Section Time (Section)	0:11.74 (10fur)
Top Speed [mi/h] (Section)	39.3 (10fur)
Race State	Finished

**QIPCO British Champions Day**  
**Race 3: Qipco British Champions Fillies & Mares Stakes**  
 (Group 1) - 1M 3F 211Y  
 16 October 2021 - 14:35  
 Track Rating: Firm, Weather: Fine, Rail Position: True



Distance To Go	11fur	10fur	9fur	8fur	7fur	6fur	5fur	4fur	3fur	2fur	1fur	Finish
Section Times	0:15.73 [6] (0:15.73)	0:27.47 [5] (0:11.74)	0:39.68 [5] (0:12.21)	0:52.44 [5] (0:12.76)	1:05.85 [6] (0:13.41)	1:18.82 [6] (0:12.97)	1:32.32 [6] (0:13.50)	1:45.36 [6] (0:13.04)	1:58.45 [7] (0:13.09)	2:10.44 [4] (0:11.99)	2:22.39 [3] (0:11.95)	2:34.95 [3] (0:12.56)
Average Speed [mi/h]	23.1	38.3	37.4	35.7	34.0	34.8	33.6	34.3	34.5	36.8	38.0	36.0
Top Speed [mi/h]	35.6	39.3	38.8	36.6	34.3	35.5	35.5	35.5	35.4	37.8	38.4	36.9



- [ ] Ranking at each section and finish
- .-.- No data available at this section
- NA No data available



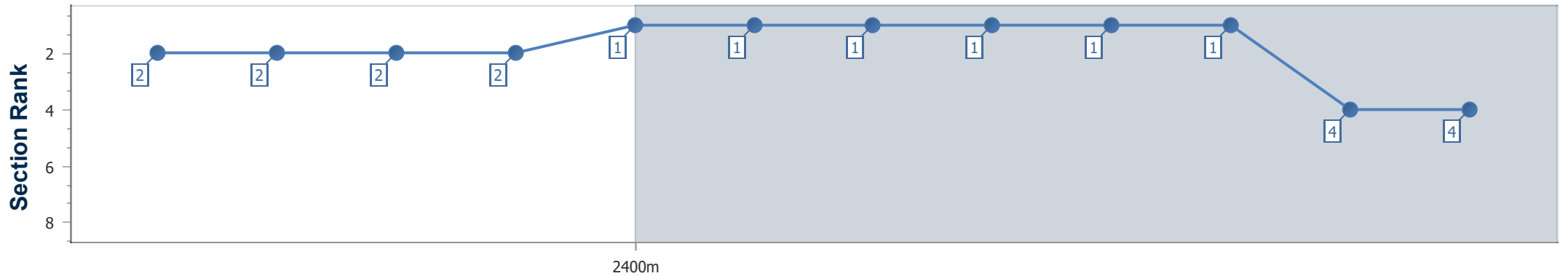
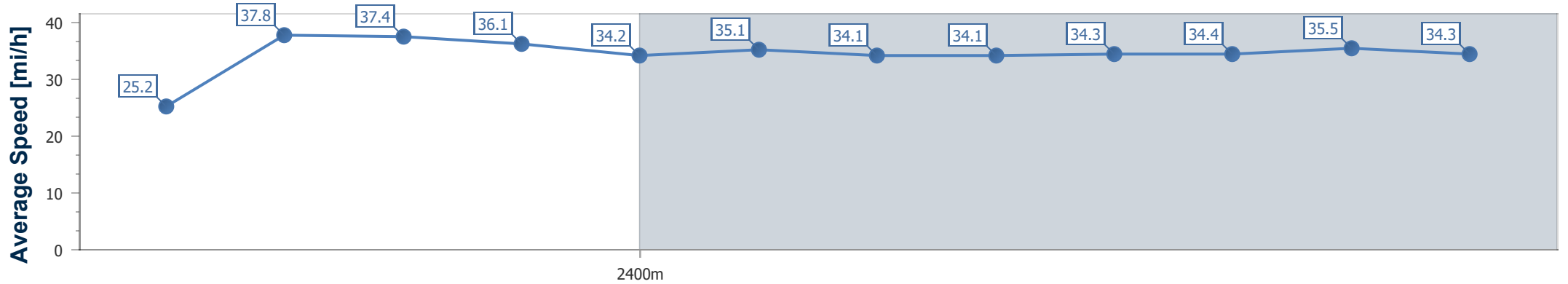
Horse Name	La Joconde
Finish Rank	4
Fastest Section Time (Section)	0:12.11 (9fur)
Top Speed [mi/h] (Section)	38.3 (10fur)
Race State	Finished

**QIPCO British Champions Day**  
**Race 3: Qipco British Champions Fillies & Mares Stakes**  
 (Group 1) - 1M 3F 211Y  
 16 October 2021 - 14:35



Track Rating: Firm, Weather: Fine, Rail Position: True

Distance To Go	11fur	10fur	9fur	8fur	7fur	6fur	5fur	4fur	3fur	2fur	1fur	Finish
Section Times	0:14.63 [2] (0:14.63)	0:26.76 [2] (0:12.13)	0:38.87 [2] (0:12.11)	0:51.51 [2] (0:12.64)	1:04.91 [1] (0:13.40)	1:17.82 [1] (0:12.91)	1:31.17 [1] (0:13.35)	1:44.25 [1] (0:13.08)	1:57.36 [1] (0:13.11)	2:10.14 [1] (0:12.78)	2:22.85 [4] (0:12.71)	2:35.94 [4] (0:13.09)
Average Speed [mi/h]	25.2	37.8	37.4	36.1	34.2	35.1	34.1	34.1	34.3	34.4	35.5	34.3
Top Speed [mi/h]	37.3	38.3	37.6	37.0	34.8	35.6	35.6	34.8	34.7	35.3	35.7	35.1



- [ ] Ranking at each section and finish
- .-.- No data available at this section
- NA No data available



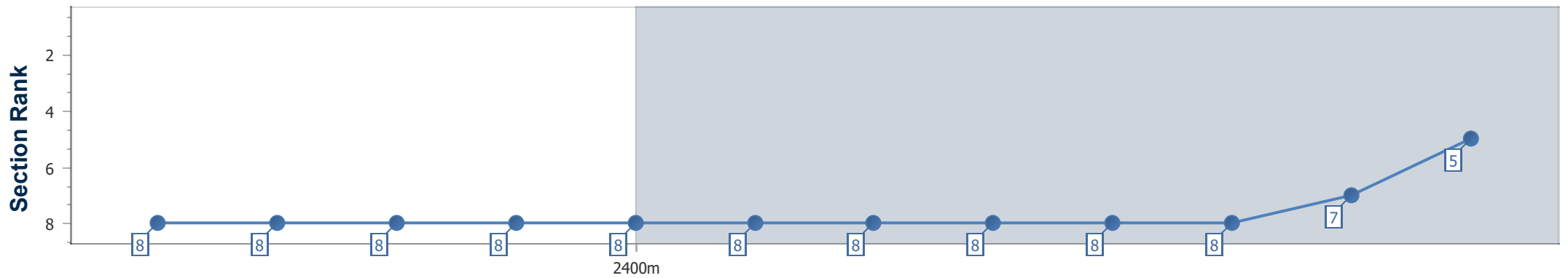
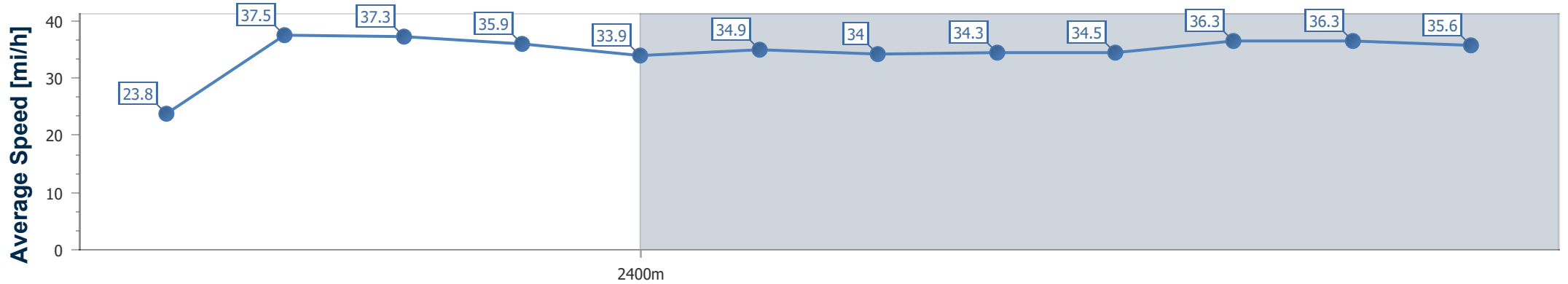
Horse Name	Invite
Finish Rank	5
Fastest Section Time (Section)	0:12.00 (10fur)
Top Speed [mi/h] (Section)	39.6 (10fur)
Race State	Finished

**QIPCO British Champions Day**  
**Race 3: Qipco British Champions Fillies & Mares Stakes**  
 (Group 1) - 1M 3F 211Y  
 16 October 2021 - 14:35



Track Rating: Firm, Weather: Fine, Rail Position: True

Distance To Go	11fur	10fur	9fur	8fur	7fur	6fur	5fur	4fur	3fur	2fur	1fur	Finish
Section Times	0:15.95 [8] (0:15.95)	0:27.95 [8] (0:12.00)	0:40.26 [8] (0:12.31)	0:52.95 [8] (0:12.69)	1:06.28 [8] (0:13.33)	1:19.14 [8] (0:12.86)	1:32.59 [8] (0:13.45)	1:45.60 [8] (0:13.01)	1:58.92 [8] (0:13.32)	2:11.16 [8] (0:12.24)	2:23.66 [7] (0:12.50)	2:36.22 [5] (0:12.56)
Average Speed [mi/h]	23.8	37.5	37.3	35.9	33.9	34.9	34.0	34.3	34.5	36.3	36.3	35.6
Top Speed [mi/h]	35.9	39.6	39.5	36.5	35.1	36.2	36.6	35.2	35.2	37.2	37.0	37.2



- [ ] Ranking at each section and finish
- .-.- No data available at this section
- NA No data available

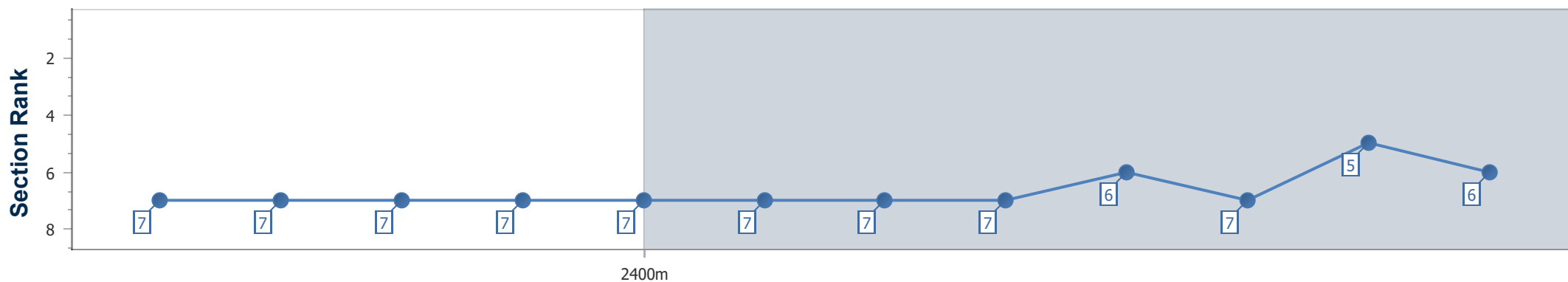
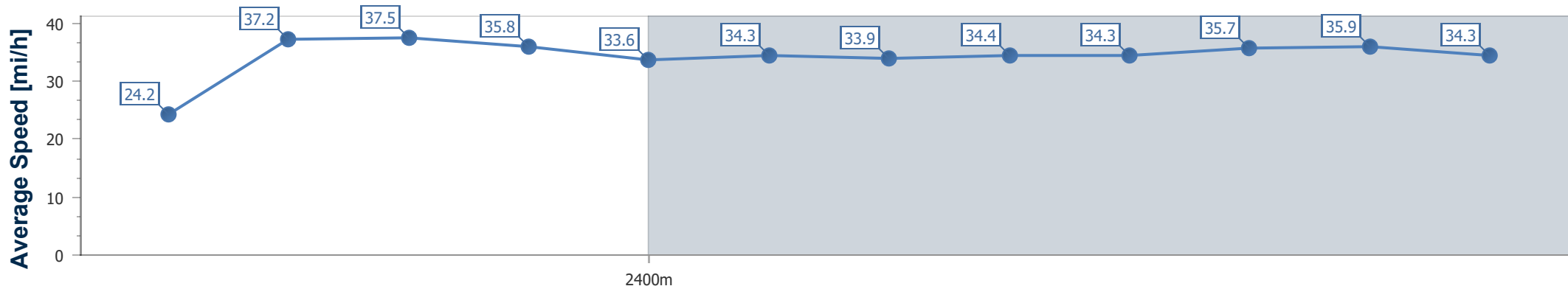


Horse Name	Tribal Craft
Finish Rank	6
Fastest Section Time (Section)	0:12.03 (10fur)
Top Speed [mi/h] (Section)	39.5 (10fur)
Race State	Finished

**QIPCO British Champions Day**  
**Race 3: Qipco British Champions Fillies & Mares Stakes**  
 (Group 1) - 1M 3F 211Y  
 16 October 2021 - 14:35  
 Track Rating: Firm, Weather: Fine, Rail Position: True



Distance To Go	11fur	10fur	9fur	8fur	7fur	6fur	5fur	4fur	3fur	2fur	1fur	Finish
Section Times	0:15.77 [7] (0:15.77)	0:27.80 [7] (0:12.03)	0:40.00 [7] (0:12.20)	0:52.69 [7] (0:12.69)	1:06.13 [7] (0:13.44)	1:19.10 [7] (0:12.97)	1:32.54 [7] (0:13.44)	1:45.54 [7] (0:13.00)	1:58.36 [6] (0:12.82)	2:10.75 [7] (0:12.39)	2:23.29 [5] (0:12.54)	2:36.55 [6] (0:13.26)
Average Speed [mi/h]	24.2	37.2	37.5	35.8	33.6	34.3	33.9	34.4	34.3	35.7	35.9	34.3
Top Speed [mi/h]	35.7	39.5	39.1	36.8	34.6	35.7	35.7	35.2	35.2	36.6	36.4	35.4



- [ ] Ranking at each section and finish
- .-.- No data available at this section
- NA No data available





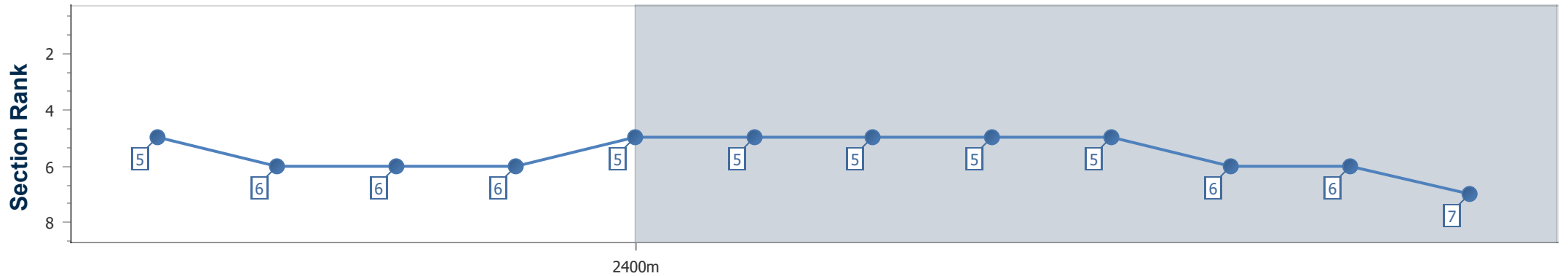
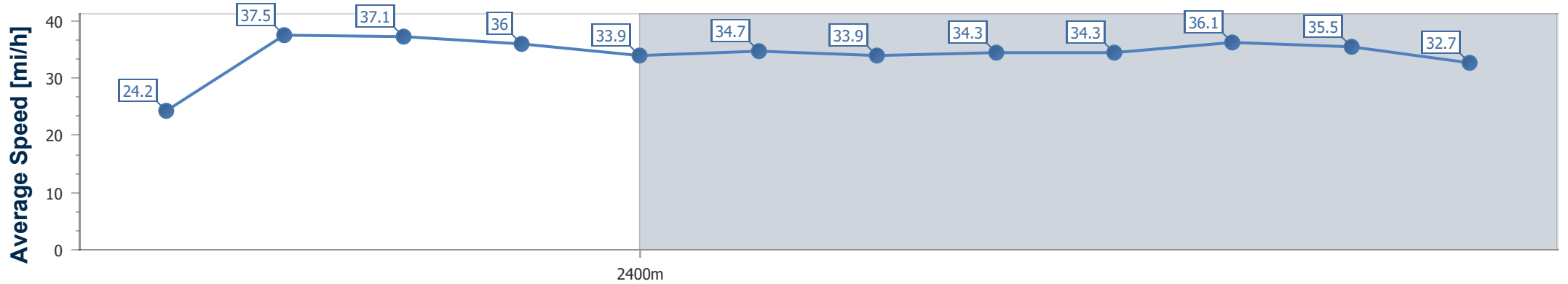
Horse Name	Lady Hayes
Finish Rank	7
Fastest Section Time (Section)	0:12.01 (10fur)
Top Speed [mi/h] (Section)	38.7 (10fur)
Race State	Finished

**QIPCO British Champions Day**  
**Race 3: Qipco British Champions Fillies & Mares Stakes**  
 (Group 1) - 1M 3F 211Y  
 16 October 2021 - 14:35



Track Rating: Firm, Weather: Fine, Rail Position: True

Distance To Go	11fur	10fur	9fur	8fur	7fur	6fur	5fur	4fur	3fur	2fur	1fur	Finish
Section Times	0:15.56 [5] (0:15.56)	0:27.57 [6] (0:12.01)	0:39.82 [6] (0:12.25)	0:52.45 [6] (0:12.63)	1:05.84 [5] (0:13.39)	1:18.79 [5] (0:12.95)	1:32.21 [5] (0:13.42)	1:45.24 [5] (0:13.03)	1:58.34 [5] (0:13.10)	2:10.61 [6] (0:12.27)	2:23.39 [6] (0:12.78)	2:37.36 [7] (0:13.97)
Average Speed [mi/h]	24.2	37.5	37.1	36.0	33.9	34.7	33.9	34.3	34.3	36.1	35.5	32.7
Top Speed [mi/h]	35.0	38.7	38.2	36.8	34.6	35.8	35.8	35.2	35.2	36.8	36.7	34.5



- [ ] Ranking at each section and finish
- .-.- No data available at this section
- NA No data available



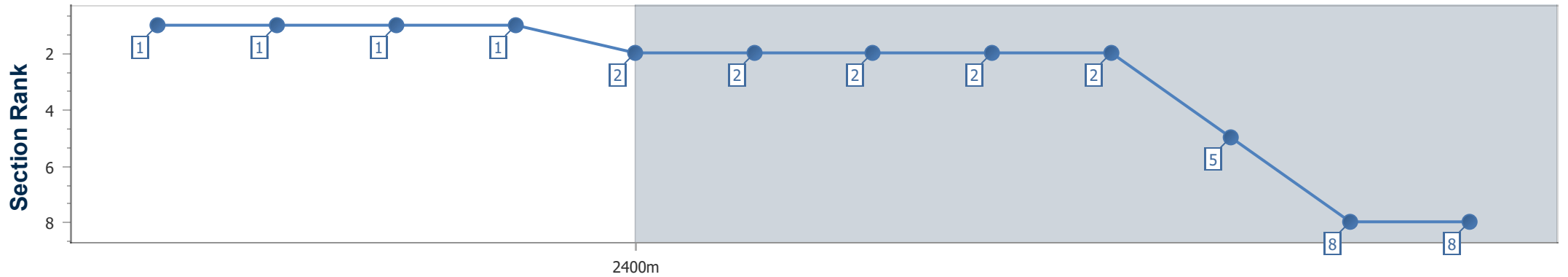
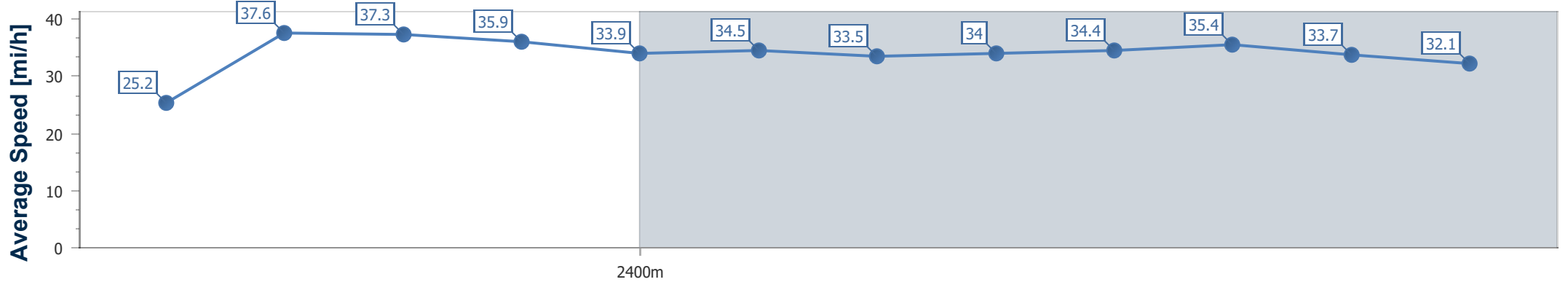
Horse Name	Mystery Angel
Finish Rank	8
Fastest Section Time (Section)	0:12.16 (9fur)
Top Speed [mi/h] (Section)	38.7 (11fur)
Race State	Finished

**QIPCO British Champions Day**  
**Race 3: Qipco British Champions Fillies & Mares Stakes**  
 (Group 1) - 1M 3F 211Y  
 16 October 2021 - 14:35



Track Rating: Firm, Weather: Fine, Rail Position: True

Distance To Go	11fur	10fur	9fur	8fur	7fur	6fur	5fur	4fur	3fur	2fur	1fur	Finish
Section Times	0:14.43 [1] (0:14.43)	0:26.66 [1] (0:12.23)	0:38.82 [1] (0:12.16)	0:51.51 [1] (0:12.69)	1:04.93 [2] (0:13.42)	1:18.08 [2] (0:13.15)	1:31.59 [2] (0:13.51)	1:44.72 [2] (0:13.13)	1:57.73 [2] (0:13.01)	2:10.45 [5] (0:12.72)	2:23.87 [8] (0:13.42)	2:37.95 [8] (0:14.08)
Average Speed [mi/h]	25.2	37.6	37.3	35.9	33.9	34.5	33.5	34.0	34.4	35.4	33.7	32.1
Top Speed [mi/h]	38.7	38.6	37.4	36.9	34.4	34.9	34.8	34.9	34.8	36.5	34.5	32.9



- [ ] Ranking at each section and finish
- .-.- No data available at this section
- NA No data available